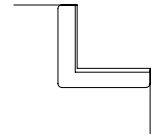







PADDED COLUMN



WALL PAD RUN



PADDED CORNER



ELEVATION

REVISED	DRAWN BY	MODEL 440 WAINSCOT WALL PADDING	PROJECT	DATE
				ORDER #
	SCALE	Institutional Products Inc. Indianapolis, Indiana	DISTRIBUTOR	DWG #
				SHT OF